

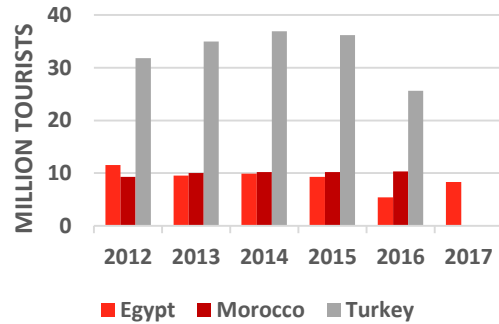
Tourist arrivals in North Africa & the Middle East were among the highest growing regions in international tourist arrivals (2016/17 from 2015/16)



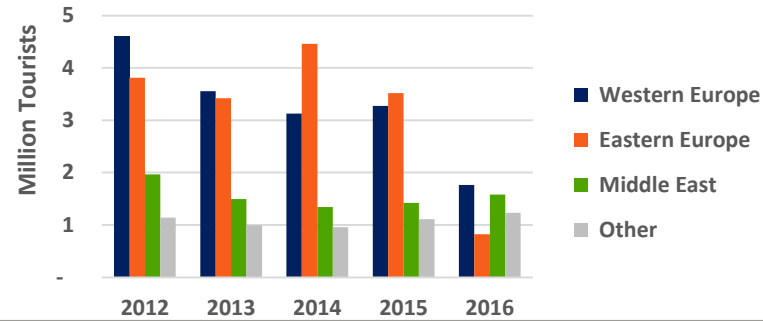
16%

9%

## ANNUAL TOURIST ARRIVALS



## ARRIVALS BY REGION



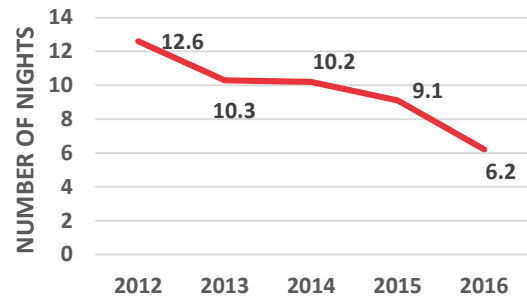
13%

Online booking's share of global travel bookings

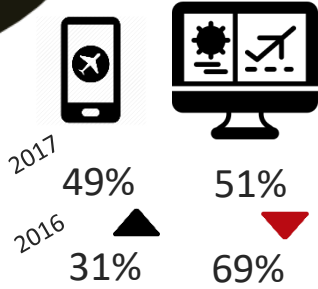
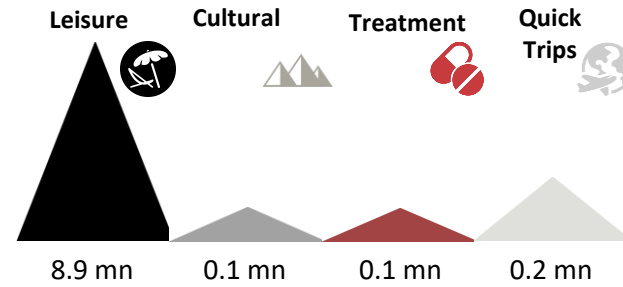
## TOURIST SPENDING DISTRIBUTION



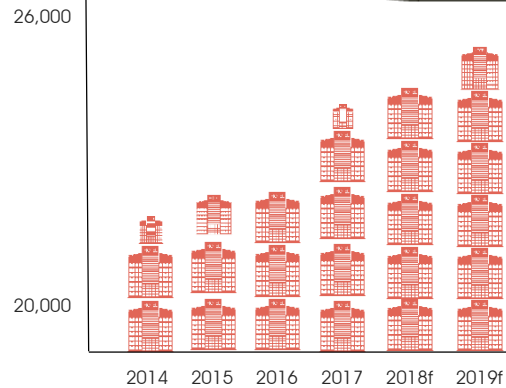
## AVERAGE NUMBER OF TOURIST NIGHTS



## TOURISM

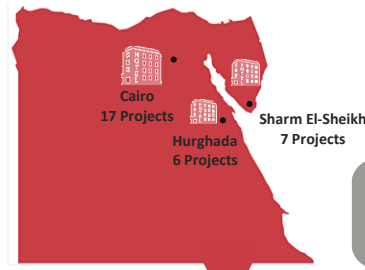


## HOTEL ROOM CAPACITY



Several hotel chains have been flocking to Egypt recently, Hilton for example has plans for 7 new hotels in Egypt over the coming few years aside from other planned projects, a snapshot of the project pipeline can be seen on the map to the right.

## PROJECT PIPELINE



## SOURCES

CAPMAS  
WORLD TRAVEL & TOURISM COUNCIL  
UNWTO WORLD TOURISM BAROMETER  
WEX TRAVEL

2018 COPYRIGHT OF ACUMEN CONSULTING EGYPT  
WWW.ACUMENCONSULT.ORG

# EGYPT: TOURISM VITALS


## EGYPTAIR



**647**

**WEEKLY INTERNATIONAL FLIGHTS SERVING 47 COUNTRIES**

## CRUISES



**128**


**CRUISE SHIPS OPERATE ON THE NILE CURRENTLY**

## CONTRIBUTION TO EMPLOYMENT

**TOURISM CREATED**

**773,000**

**DIRECT JOBS**



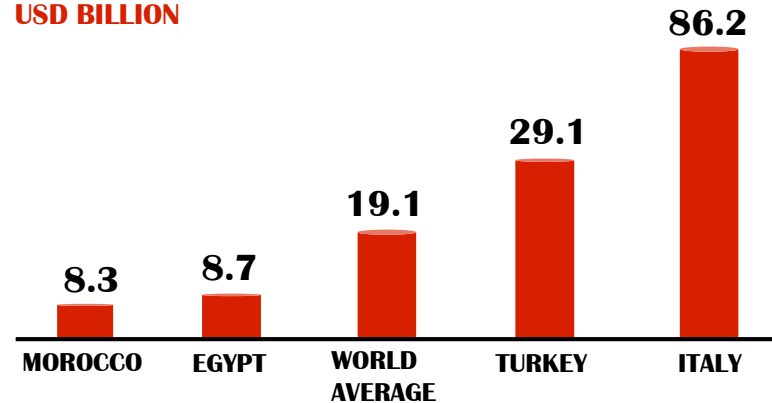
## CONTRIBUTION TO GDP

**8.7**

**USD BILLION DIRECT CONTRIBUTION TO EGYPT'S GDP**

## GDP CONTRIBUTION COMPARISON

USD BILLION



## INVESTMENT



## TOURISM EXPORTS

